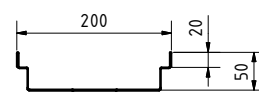
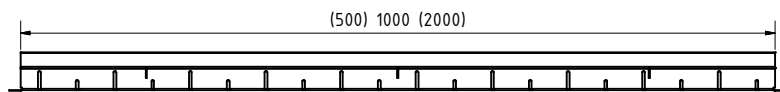
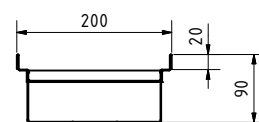
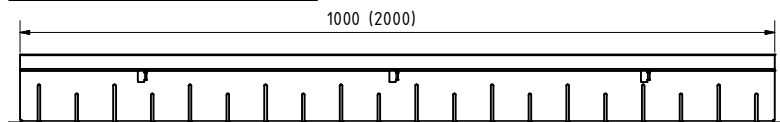


Rinne / channel:

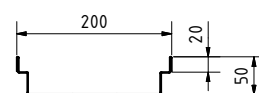
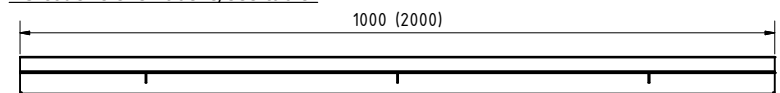
BH 50, beids. perf. / height 50, both-sided perf. / V/E
BG code: siehe Tabelle/see table:



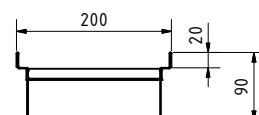
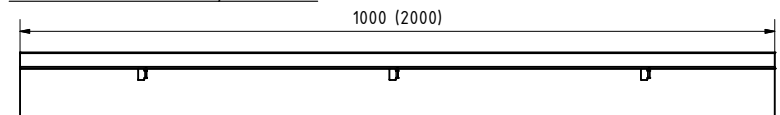
BH 90, beids. perf. / height 90, both-sided perf. / V/E
BG code: siehe Tabelle/see table:



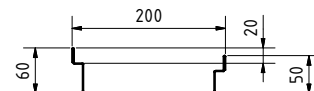
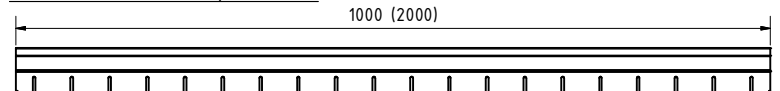
BH 50, geschlossen / height 50, not perforated / V/E
BG code: siehe Tabelle/see table:



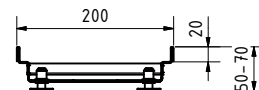
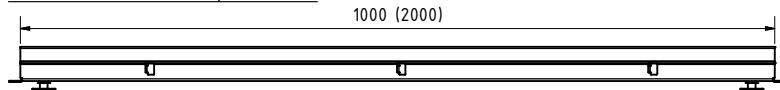
BH 90, geschlossen / height 90, not perforated / V/E
BG code: siehe Tabelle/see table:



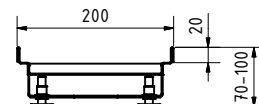
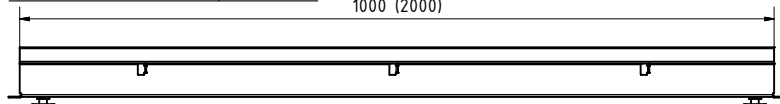
BH 50-60, beids. perf., barrierefrei / height 50-60, both-sided perf., barrierfree / V/E
BG code: siehe Tabelle/see table:



variable BH 50-70, offener Boden / variable height 50-70, open bottom / V/E
BG code: siehe Tabelle/see table:



variable BH 70-100, offener Boden / variable height 70-100, open bottom / V/E
BG code: siehe Tabelle/see table:



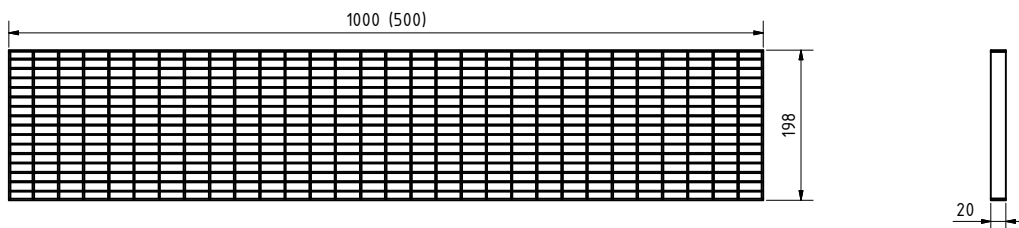
Rinne / channel - Maße / dimensions [mm]					
Typ	Höhe height	Länge length	Gewicht weight	BG code V	BG code E
BG-FA RB 200 perforiert/perforated	50	500	1,3 kg	21020200	21020300
BG-FA RB 200 perforiert/perforated	50	1000	2,6 kg	21020201	21020301
BG-FA RB 200 perforiert/perforated	50	2000	5,3 kg	21020202	21020302
BG-FA RB 200 perforiert/perforated	90	1000	3,3 kg	21020211	21020311
BG-FA RB 200 perforiert/perforated	90	2000	6,6 kg	21020212	21020312
BG-FA RB 200 geschlossen/not perforated	50	1000	2,6 kg	21020231	21020331
BG-FA RB 200 geschlossen/not perforated	50	2000	5,3 kg	21020232	21020332
BG-FA RB 200 geschlossen/not perforated	90	1000	3,4 kg	21020241	21020341
BG-FA RB 200 geschlossen/not perforated	90	2000	6,7 kg	21020242	21020342
BG-FA RB 200 perf./perf. barrierefrei/barrierfree	50/60	1000	2,7 kg	21020251	---
BG-FA RB 200 perf./perf. barrierefrei/barrierfree	50/60	2000	5,3 kg	21020252	---
BG-FA plus RB 200 offener Boden/open bottom	50-70	1000	2,4 kg	21020221	21020321
BG-FA plus RB 200 offener Boden/open bottom	50-70	2000	4,9 kg	21020222	21020322
BG-FA plus RB 200 offener Boden/open bottom	70-100	1000	3,0 kg	21020223	21020323
BG-FA plus RB 200 offener Boden/open bottom	70-100	2000	5,9 kg	21020224	21020324

Legende / explanation:	
V:	verzinkter Stahl / galvanized steel
E:	Edelstahl / stainless steel

Roste, Abdeckungen / grates, covers:

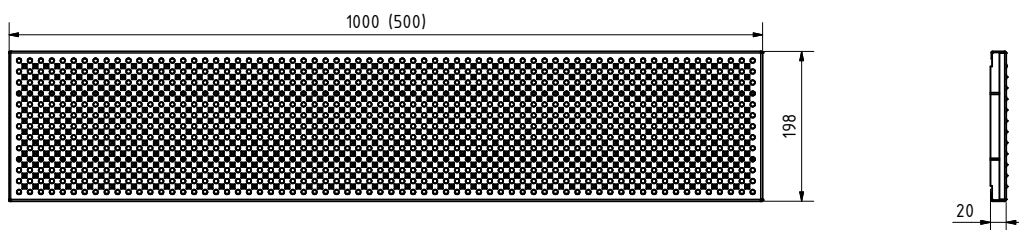
Gitterrost / Mesh grating: MW 30/10

BG code: V 24520201 (24520202), E 24520301 (24520302); 3,8 kg (2,0 kg):



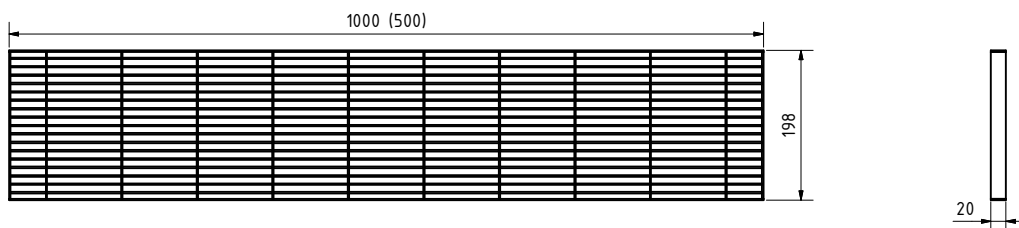
Lochrost / Perforated grating: ϕ 6mm

BG code: V 24520207 (24520208), E 24520307 (24520308); 3,5 kg (1,7 kg):



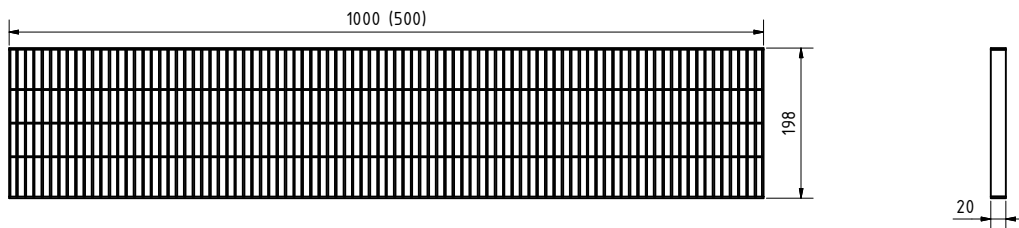
Längsstabrost / Longitudinal-bar grating: SW 10mm

BG code: V 24520203 (24520204), E 24520303 (24520304); 6,4 kg (3,2 kg):



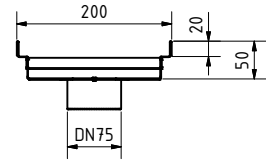
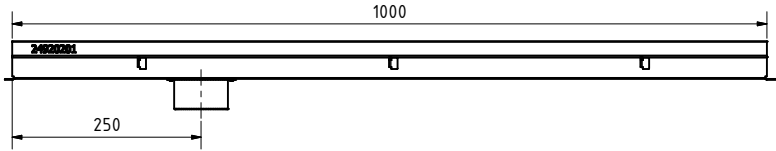
Querstabrost / Cross-bar grating: SW 10mm

BG code: V 24520205 (24520206), E 24520305 (24520306); 8,8 kg (4,4 kg):

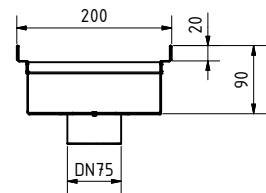
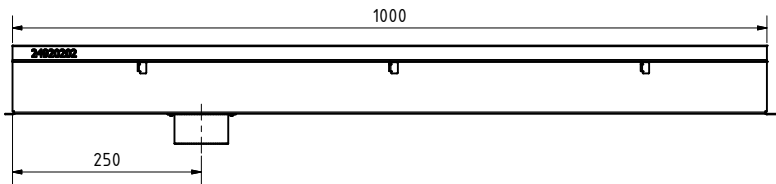


Zubehör / accessories:

Ablaufteil, DN 75, BH 50, geschl. / outlet unit, DN 75, height 50, not perforated
BG code: V 24920201, E 24920301; 2,8 kg:



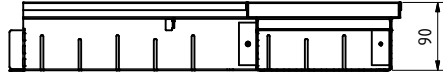
Ablaufteil, DN 75, BH 90, geschl. / outlet unit, DN 75, height 90, not perforated
BG code: V 24920202, E 24920302; 3,5 kg:



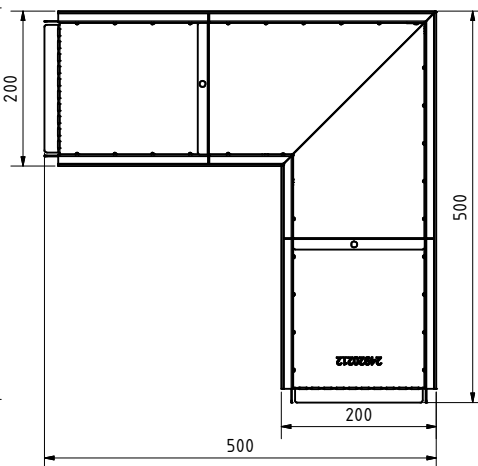
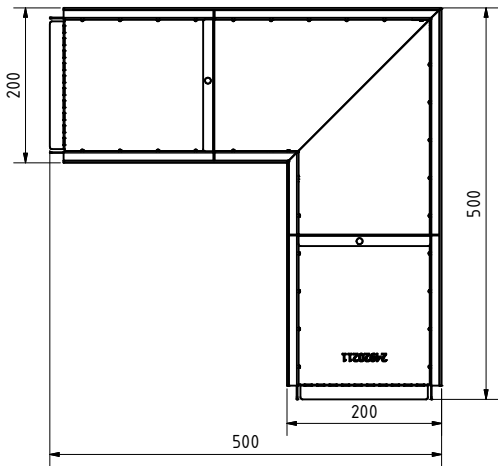
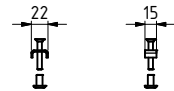
Eckelement BH 50 / corner piece 90° height 50
BG code: V 24920211, E 24920311; 2,0 kg:



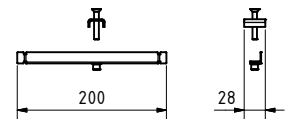
Eckelement BH 90 / corner piece 90° height 90
BG code: V 24920212, E 24920312; 2,6 kg:



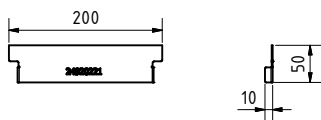
Verschraubungsmaterial / locking device kit
BG code:
V 24900010, E 24900011; 0,1 kg:



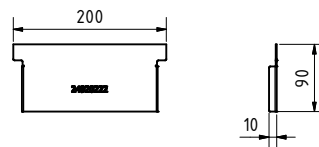
Verschraubungsset inkl. Bügel / locking device kit incl. bracket
BG code:
V 24900012, E 24900013; 0,1 kg:



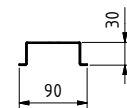
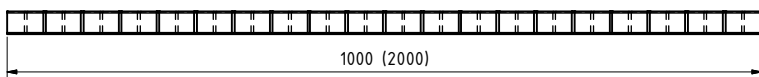
Stirnplatte BH 50 / frontplate height 50
BG code: V 24920221, E 24920321; 0,1 kg:



Stirnplatte BH 90 / frontplate height 90
BG code: V 24920222, E 24920322; 0,1 kg:

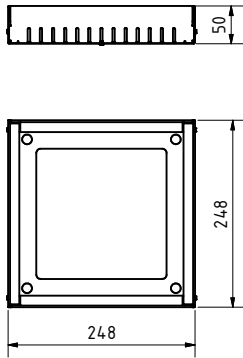


Stichkanal / branch canal:
BG code: V 37851 (37852), E 37861 (37862); 1,1 kg (2,2 kg):

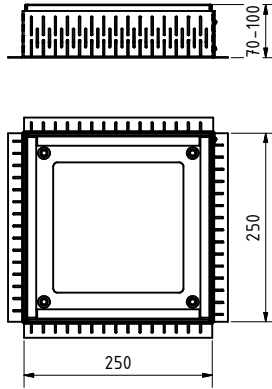


Zubehör / accessories:

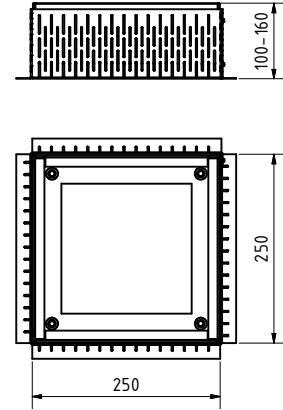
Aufsatzelement 250/250 BH 50 /
gully top 250/250 height 50
BG code: V 24925200, E 24925300; 1,9 kg:



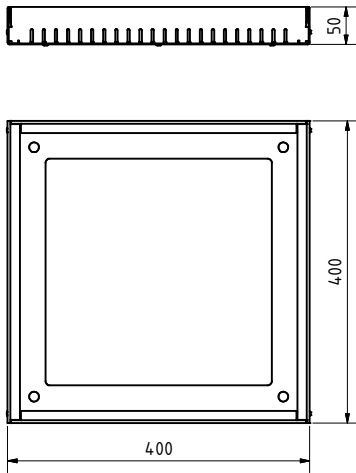
Aufsatzelement 250/250 var. BH 70-100 /
gully top 250/250 var. height 70-100
BG code: V 24925201, E 24925301; 2,6 kg:



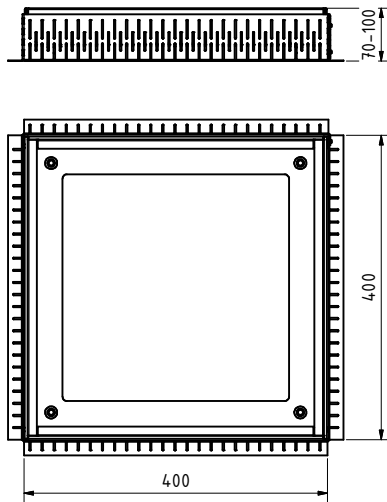
Aufsatzelement 250/250 var. BH 100-160 /
gully top 250/250 var. height 100-160
BG code: V 24925202, E 24925302; 2,9 kg:



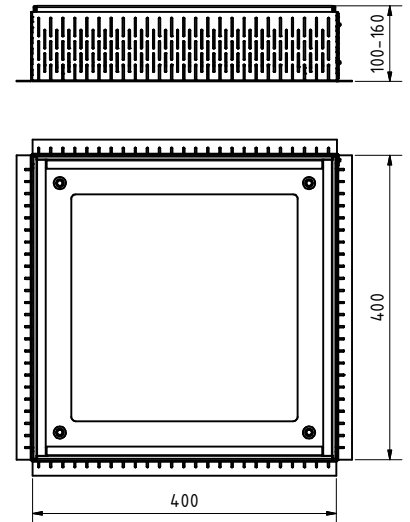
Aufsatzelement 400/400 BH 50 /
gully top 400/400 height 50
BG code: V 24940200, E 24940300; 2,4 kg:



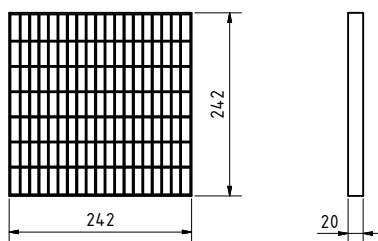
Aufsatzelement 400/400 var. BH 70-100 /
gully top 400/400 var. height 70-100
BG code: V 24940201, E 24940301; 3,3 kg:



Aufsatzelement 400/400 var. BH 100-160 /
gully top 400/400 var. height 100-160
BG code: V 24940202, E 24940302; 4,1 kg:



Gitterrost/ Mesh grating: MW 30/10
BG code: V 24525200, E 24525300; 1,0 kg:



Gitterrost/ Mesh grating: MW 30/10
BG code: V 24540200, E 24540300; 2,5 kg:

